

**MINUTES OF THE DIVERSITY BUSINESS ENTERPRISE &
PROCUREMENT COMMITTEE MEETING OF THE
CONVENTION CENTER AUTHORITY OF THE
METROPOLITAN GOVERNMENT OF NASHVILLE &
DAVIDSON COUNTY**

The Diversity Business Enterprise (DBE) & Procurement Committee of the Convention Center Authority of the Metropolitan Government of Nashville and Davidson County (CCA) met on April 21, 2011 at 9:24 a.m., in Room 211 at the Nashville Convention Center, Nashville, Tennessee.

DBE & PROCUREMENT COMMITTEE MEMBERS PRESENT: Willie McDonald and Leo Waters

DBE & PROCUREMENT COMMITTEE MEMBERS NOT PRESENT: Francis Guess and Vonda McDaniel

OTHERS PRESENT: Roxianne Bethune, Patrick Holcombe, Debbie Frank, Ryan Johnson, Jasmine Quattlebaum, Barbara Solari, and Susan McDonald.

Leo Waters, committee member, opened the meeting for business.

ACTION: Willie McDonald made a motion to approve the DBE & Procurement committee minutes of January 27, 2011. The motion was seconded by Leo Waters and approved unanimously by the committee.

Roxianne Bethune was asked to give a DBE update and there were questions and discussion. (Attachment #1 and #2)

Debbie Frank gave a workforce update and there were questions and discussion. She then reported on public art. She noted Dr. Courtney Martin was the last artist added to the art selection panel. There were questions and discussion.

With no additional business a motion was made to adjourn, with no objection the DBE & Procurement Committee of the CCA adjourned at 10:01 a.m.

Respectfully submitted,



Roxianne Bethune
DBE Manager
Music City Center

Approved:



Leo Waters, Committee Member
CCA DBE & Procurement Committee
Meeting Minutes of April 21, 2011

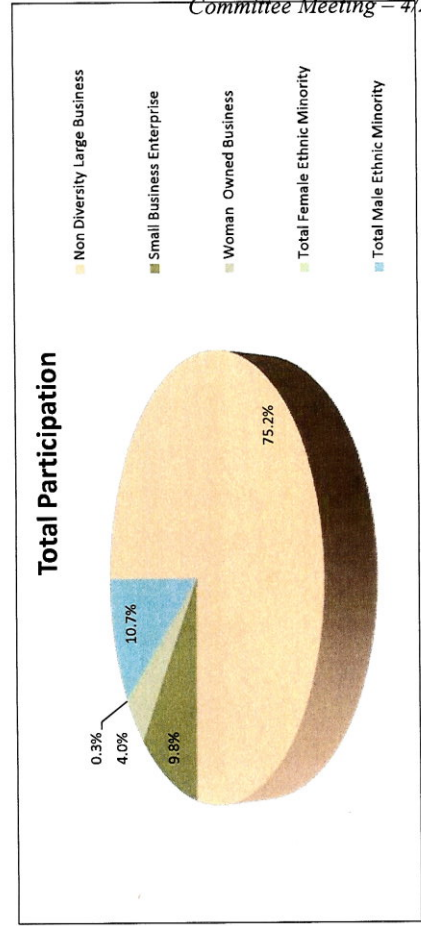

MUSIC CITY CENTER DBE PARTICIPATION



PROJECT TO DATE
As of 3/31/2011

ETHNIC MINORITY MALE ONLY		TOTAL MINORITY BUSINESS ENTERPRISE					TOTAL DBE PARTICIPATION				GRAND TOTAL			
African American	Hispanic	Asian Pacific	Native American	Hispanic Female	Asian Pacific	Native American	Total Minority Business Enterprise	Woman Owned Business	Small Business Enterprise	Total Other DBE	Total DBE Participation	Non Diversity Large Business	GRAND TOTAL	
\$14,717,556	\$79,590	\$858,263	\$0	\$0	\$0	\$0	\$16,031,948	\$5,882,914	\$14,280,966	\$20,163,880	\$36,195,828	\$109,843,143	\$146,038,970	
Percentage of Minority Business Enterprise							97.7%							
Percentage of All DBE Participation							43.3%				55.7%	100%		
Percentage of Grand Total							10.7%	4.0%	9.8%	13.8%	24.8%	75.2%	100%	

DBE PARTICIPATION SUMMARY	% OF TOTAL	# OF COMPANIES
MINORITY OWNED BUSINESSES	11.0%	51
WOMEN OWNED BUSINESSES	4.0%	44
SMALL BUSINESS ENTERPRISE	9.8%	42
TOTAL	24.8%	137



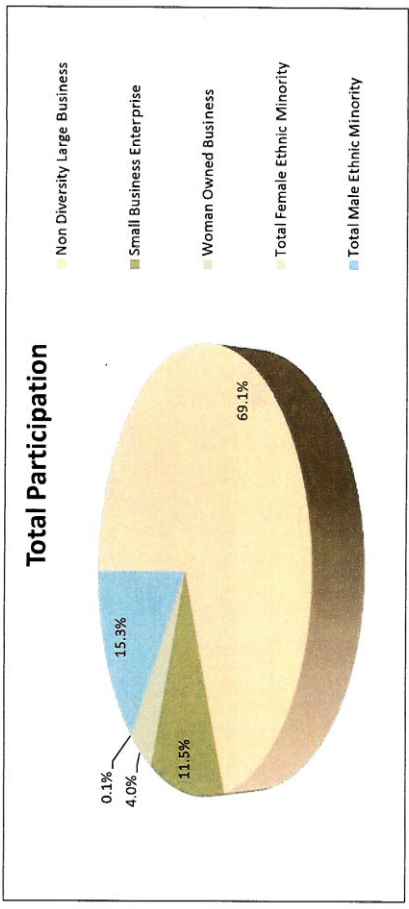
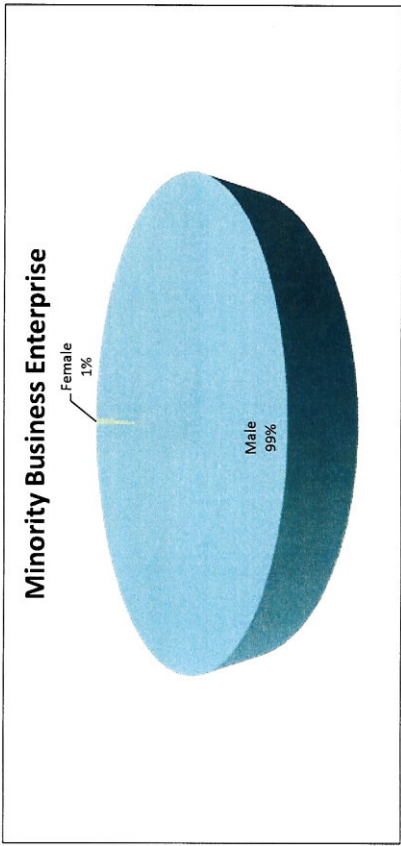
MUSIC CITY CENTER DBE PARTICIPATION



1st QUARTER 2011

TOTAL MINORITY BUSINESS ENTERPRISE												GRAND TOTAL							
ETHNIC MINORITY MALE ONLY						ETHNIC MINORITY FEMALE ONLY						TOTAL DBE PARTICIPATION							
African American	Hispanic	Asian Pacific	Native American	Hasidic Jews	Total Male Ethnic Minority	African American	Hispanic Female	Asian Pacific	Native American	Total Female Ethnic Minority	Total Minority Business Enterprise	Woman Owned Business	Small Business Enterprise	Total Other DBE	Total DBE Participation	Non Diversity Large Business	GRAND TOTAL		
\$6,461,414	\$1,671	\$16,830	\$0	\$0	\$6,479,914	\$38,437	\$0	\$0	\$0	\$38,437	\$6,518,351	\$1,698,027	\$4,878,239	\$6,576,265	\$13,094,617	\$29,349,732	\$42,444,349		
Percentage of Minority Business Enterprise											100%								
Percentage of All DBE Participation											49.8%			50.2%	100%				
Percentage of Grand Total											15.4%	4.0%	11.5%	15.5%	30.9%		69.1%	100%	

DBE PARTICIPATION SUMMARY	% OF TOTAL
MINORITY OWNED BUSINESSES	15.4%
WOMEN OWNED BUSINESSES	4.0%
SMALL BUSINESS ENTERPRISE	11.5%
TOTAL	30.9%



4.20.11

Music City Center - Bell/Clark Construction Procurement Log

Item #	Bid Package Description	Contractor/Office Location	Awarded Amount	DBE Forecast Breakdown			Total DBE Forecast	Forecasted Local Material, Labor & Equip.
				MBE Forecast	WBE Forecast	SBE Forecast		
1 aa	Site Surveying	DSC - Nashville, TN	\$ 29,990.00	-	100%	-	100%	100%
1 ab	Fencing/Barricades	LU - Nashville, TN	\$ 122,957.00	40%	-	-	40%	100%
1 a	Utility Relocations/Temp Service	Summit Constructors - Nashville, TN	\$ 506,000.00	7%	-	16%	23%	100%
1 b	Demolition and Abatement	Bomar - Nashville, TN	\$ 267,200.00	30%	40%	30%	100%	100%
2 a	Excavation	Mountain States Construction - Nashville, TN	\$ 5,393,000.00	-	20%	-	20%	100%
3 a	Partial Arena Ramp	CKK Construction - Orlando, FL	\$ 2,986,698.00	5%	26%	-	31%	55%
3 b	Structural Concrete	Ceco - St. Louis MO	\$ 42,550,000.00	23%	-	-	23%	84%
4 a	Masonry	Allan Spear Construction - Gainesville, FL	\$ 4,985,000.00	25%	-	10%	35%	75%
4 b	Stone	Associated Imports Corporation - Atlanta, GA	\$ 1,825,000.00	9.37%	6.19%	5.26%	20.82%	50%
5 a	Structural Steel	Lenex Steel Company - Indianapolis, IN	\$ 39,503,000.00	8%	3%	19%	30%	50%
5 b	Metal Stairs	MIG Construction Services - Nashville, TN	\$ 1,950,700.00	100%	-	-	100%	100%
5 c & 5 e	Misc Metals & Red Iron Steel	Schuff Steel Company - Albany, GA	\$ 10,150,000.00	28%	0%	0%	28%	100%
5 d	Ornamental Metals	Tate Ornamental Inc. - Nashville, TN	\$ 2,080,000.00	20%	0%	0%	20%	100%
7 a	Metal Panels	Kovach - Chandler, AZ	\$ 11,495,000.00	1.48%	23.80%	15.00%	40.28%	80%
7 b	Roofing	Team Roofing, Inc - Charlotte, NC	\$ 7,915,000.00	-	-	32.20%	32.20%	45%
7 c	Applied Fire-Proofing	Alpha Insulation & Waterproofing - Atlanta, GA	\$ 824,000.00	100.00%	-	-	100.00%	40%
7 d	Waterproofing	Metro Waterproofing - Atlanta, GA	\$ 1,680,000.00	26.89%	0.00%	0.00%	26.89%	35%
8 a	Curbs	Enclos Corp - Millersville, MD	\$ 19,884,259.00	17.30%	10.30%	-	27.60%	60%
8 b	Overhead Door and Loading Dock Equipment	The Hannah Company - Nashville, TN	\$ 1,045,000.00	0.00%	0.00%	100.00%	100.00%	100%
8 c	Doors, Frames and Hardware	Girtman & Associates - Nashville, TN	\$ 1,540,000.00	-	-	4.00%	4.00%	100%
8 d	Interior Glazing and Storefront	Alexander Metals, Inc - Nashville, TN	\$ 17,029,400.00	30.00%	-	-	30.00%	45%
9 a	Drywall	Roswell Drywall - Atlanta, GA	\$ 4,475,000.00	20.00%	0.00%	0.00%	20.00%	40%
9 b & 9 d	Flooring and Tile	Spectra Contract Flooring - Tampa, FL	\$ 2,017,126.00	20.00%	0.00%	0.00%	20.00%	40%
9 c	Painting	Eugenio Painting - Detroit, MI	\$ 11,622,500.00	20.00%	20.00%	-	40.00%	100%
9 e	Ceilings	Acousti Engineering - Nashville, TN	\$ 3,897,136.00	0.03%	0.3%	24.73%	25%	25%
10 a	Operable Walls	Hufcor, Inc - Janesville, WI	\$ 5,040,000.00	7.00%	-	13.00%	20%	40%
10 b	Milwork and General Trades	ISEC, Inc - Milwaukee, WI	\$ 159,000.00	0.00%	0.0%	100.00%	100%	100%
11 a	Window Washing Equipment	ACE Machine & Metal Fabrication - Nashville, TN	\$ 381,000.00	0%	0%	0%	0%	100%
11 b	Parking Control Equipment	Amaro McGinn, Inc - Nashville, TN	\$ 2,124,000.00	15.0%	0%	0%	15.0%	35%
11 c	Food Service Equipment	Federal Equipment Dealers - Memphis, TN	\$ 5,524,128.00	27%	0%	0%	27%	100%
14 a	Vertical Transportation	Nashville Machine Elevator - Nashville, TN	\$ 6,465,000.00	-	-	20%	20%	60%
21 a	Fire Protection	Ryan Fireprotection, Inc - Noblesville, IN	\$ 51,906,850.00	17.6%	14.2%	0.90%	32.70%	65%
23 a	Mechanical and Plumbing	Foley Company - Kansas City, MO	\$ 560,000.00	15%	44%	41%	100%	100%
26 a	Temp Electric	Edwards Electric - Nashville, TN	\$ 40,950,000.00	-	30%	-	30%	66%
26 b	Electrical, Fire Alarm, AV, Telecom	Cont Electric - Sterling Heights, Michigan	\$ 1,185,700.00	-	15%	-	15%	100%
33 a	Site Utilities	Mountain States Construction - Nashville, TN	\$ 3,219,329.00	0.30%	26.40%	-	26.7%	100%
33 c	NES Peabody Foundations	Bell and Associates Construction - Nashville, TN	\$ 3,298,655.00	-	7.76%	18.85%	26.61%	100%
33 d	Underground Electric Duct Bank - Package #1	Stansell Electric and Summit - Nashville, TN	\$ 3,544,210.00	-	16.12%	4.86%	20.97%	100%
33 d	Underground Electric Duct Bank - Package #2	Stansell Electric and Summit - Nashville, TN	\$ 3,544,210.00	-	16.12%	4.86%	20.97%	100%
Total Awarded to Date			\$ 321,581,838.00	\$ 42,573,237	\$ 32,167,339	\$ 19,830,129	\$ 94,570,706	\$ 212,449,425

Percent of Total Contract Awarded to Date (Less Construction Manager Cost)

Total DBE Percentage of the Above Awarded Packages: **92.1%**
 Actual Percentage Calculated at Time of Payment: **29.4%
 Total Percent Local Awarded to Date: **66.1%**

**Each of the above line items, when awarded, is backed by a Payment and Performed Bond(s) for the full contract amount.

- Outstanding Procurement Packages**
- Joint Sealants
 - Signage
 - Asphalt Paving
 - Hardscape and Landscape
 - Traffic Signal Vaults
 - General Requirements (Hoisting, Safety, Temp. Utilities, Jobsite Clean-up, Field Engineering, Job Printing, Misc. Equipment and Materials)

