

MINUTES OF THE 113th MEETING OF THE CONVENTION CENTER AUTHORITY OF THE METROPOLITAN GOVERNMENT OF NASHVILLE & DAVIDSON COUNTY

The 113th meeting of the Convention Center Authority of the Metropolitan Government of Nashville and Davidson County (CCA) was held on October 6, 2022 at 9:00 a.m. in the Administrative Conference Room of the Administrative Offices at the Music City Center, Nashville, Tennessee.

AUTHORITY MEMBERS PRESENT: Norah Buikstra, Robert Davidson, Alfred Degrafinreid II, Tracy Hardin, Vonda McDaniel, Dee Patel, and Seema Prasad

AUTHORITY MEMBERS NOT PRESENT: Barrett Hobbs and Betsy Wills

OTHERS PRESENT: Charles Starks, Charles Robert Bone, Donna Gray, Brian Ivey, Heather Jensen, Elisa Putman, Heidi Runion, Sandy Mazza, Michelle Bosch, and Danniela Machado

Chair Norah Buikstra opened the meeting for business at 9:04 a.m. and stated that a quorum was present.

ACTION: Appeal of Decisions from the Convention Center Authority of the Metropolitan Government of Nashville and Davidson County – Pursuant to the provisions of § 2.68.030 of the Metropolitan Code of Laws, please take notice that decisions of the Convention Center Authority may be appealed if and to the extent applicable to the Chancery Court of Davidson County for review under a common law writ of certiorari. These appeals must be filed within sixty days after entry of a final decision by the Authority. Any person or other entity considering an appeal should consult with private legal counsel to ensure that any such appeals are timely and that all procedural requirements are met.

Chair Norah Buikstra read the Music City Center's Mission Statement.

ACTION: Vonda McDaniel made a motion to approve the 112th Meeting Minutes of September 1, 2022. The motion was seconded by Alfred Degrafinreid II and approved unanimously by the Authority.

The next regularly scheduled meeting is scheduled for Thursday, December 1, 2022 at 9:00 am.

Robert Davidson, Charles Starks, and Charles Robert Bone provided information on the Fifth + Broadway Parking Garage and the Engagement of McGuigan & Associates Real Estate Appraisers agreement (Attachment #1) and there was discussion.

ACTION: Robert Davidson made a motion authorizing Charles Starks to engage McGuigan & Associates for the appraisal of the Fifth and Broadway Parking Garage on

substantially the same terms as considered this day. The motion was seconded by Tracy Hardin and approved unanimously by the Authority.

Charles Starks provided an Operations update and there was discussion.

Charles Starks provided an update on the Lafayette land parcels owned by Music City Center. He discussed a recent request from an outside source to lease one or more of the parcels for possible overflow parking. The Board discussed the need to determine widespread local interest and to set guidelines and timelines for use of any leased parcels. The Board asked to create and issue an RFP (Attachment #1) and there was discussion.

Charles Starks provided an update on STR, LLC Hotel Statistics for Davidson County and downtown hotels and Competitive Set (Attachment #1) and there was discussion.

Charles Starks provided an update on Tax Collections and the latest TDZ Tax Redirect to Music City Center (Attachment #1) and there was discussion.

Charles Starks shared that currently we have a sanitary pipe that covers a few public restrooms with numerous cracks in the pipe. Our engineering team and vendors are evaluating the needed repairs and we anticipate next week having the final determination on how to make the repairs and there was discussion.

Charles Starks discussed the Hydroponics Farm Partnership video (Attachment #1) and there was discussion.

With no additional business, the Authority unanimously moved to adjourn at 9:54 a.m.

Respectfully submitted,



Charles L. Starks
President & CEO
Convention Center Authority

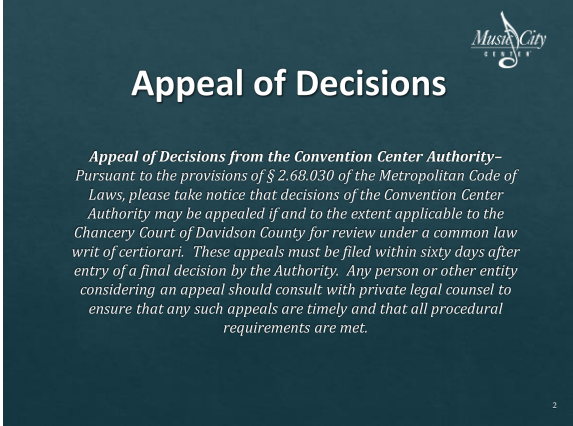
Approved:



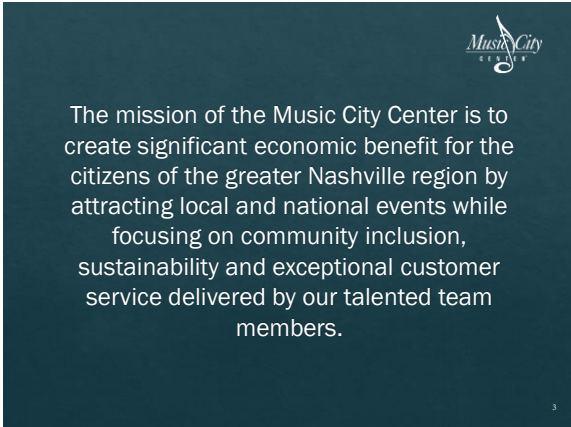
Norah Buikstra, Chair
CCA 113th Meeting Minutes
of October 6, 2022



1



2



3



4

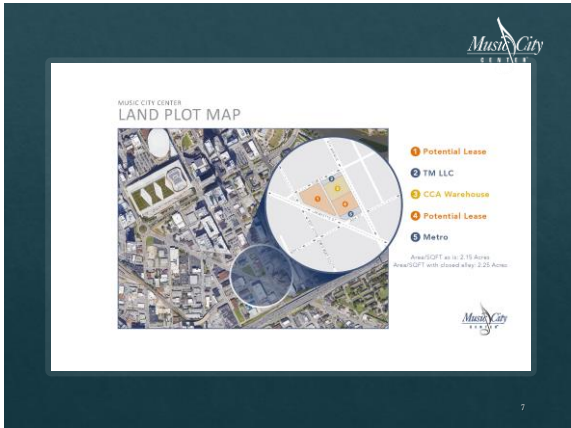


5

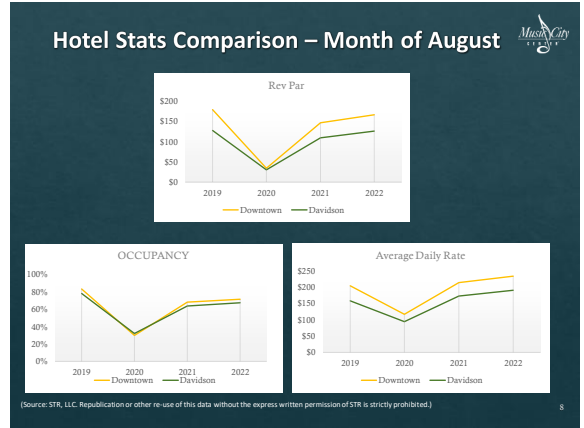


6

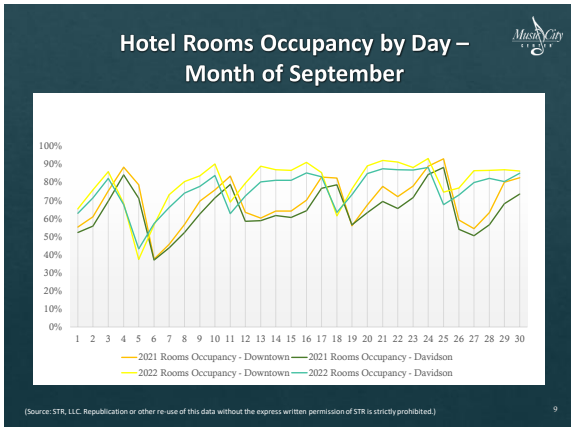
Convention Center Authority Attachment #1 October 6, 2022



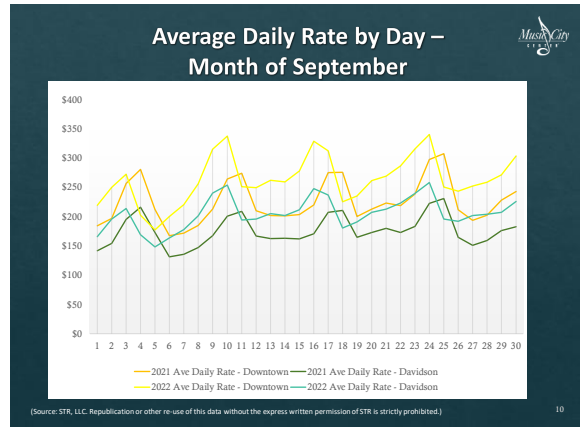
7



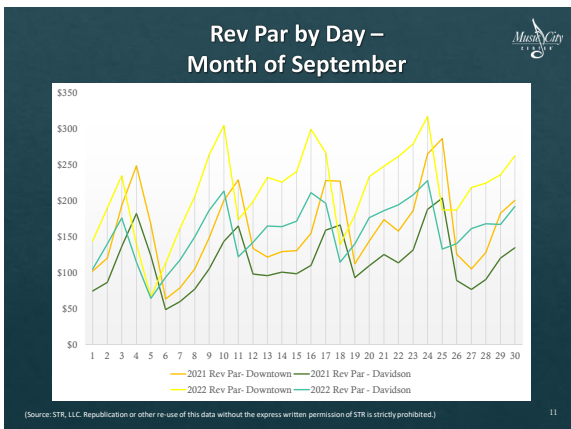
8



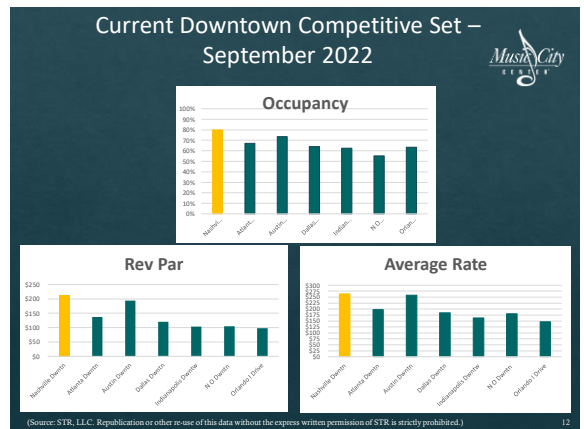
9



10



11



12

Convention Center Authority
Attachment #1
October 6, 2022

TAX COLLECTIONS

13

13

MCC/Hotel Tax Collection

Collections Thru July 2022
(excludes TDZ)

	2/5 of 5% Occupancy Tax	Net 1% Occupancy Tax	\$2 Room Tax	Contracted Vehicle Tax	Rental Vehicle Tax	Campus Tax	Total	Variance to FY 22-23
July	\$3,626,674	\$1,640,157	\$1,749,712	\$292,102	\$230,244	\$1,919,048	\$9,457,937	19.02%
August							\$0	0%
September							\$0	0%
October							\$0	0%
November							\$0	0%
December							\$0	0%
January							\$0	0%
February							\$0	0%
March							\$0	0%
April							\$0	0%
May							\$0	0%
June							\$0	0%
YTD Total	\$3,626,674	\$1,640,157	\$1,749,712	\$292,102	\$230,244	\$1,919,048	\$9,457,937	19.02%

All numbers subject to change by CCA Auditors

14

14

MCC/Hotel Tax Collection

MCC Portion of July 2022 Tourism Tax Collections				
	FY 2021	FY 2022	FY 2023	Variance
2/5 of 5% Occupancy Tax	\$718,223	\$3,038,566	\$3,626,674	19.35%
Net 1% Occupancy Tax	\$334,604	\$1,388,172	\$1,640,157	18.15%
\$2 Room Tax	\$635,470	\$1,603,070	\$1,749,712	9.15%
Contracted Vehicle	\$50,415	\$243,672	\$292,102	19.88%
Rental Vehicle	\$86,886	\$262,677	\$230,244	-12.35%
Campus Sales Tax	\$74,312	\$1,410,629	\$1,919,048	36.04%
TDZ Sales Tax Increment	\$0	\$0	\$0	0%
Total Tax Collections	\$1,899,910	\$7,946,786	\$9,457,937	19.02%

MCC Portion of Year-to-Date Tourism Tax Collections				
	FY 2021	FY 2022	FY 2023	Variance
2/5 of 5% Occupancy Tax	\$718,223	\$3,038,566	\$3,626,674	19.35%
Net 1% Occupancy Tax	\$334,604	\$1,388,172	\$1,640,157	18.15%
\$2 Room Tax	\$635,470	\$1,603,070	\$1,749,712	9.15%
Contracted Vehicle	\$50,415	\$243,672	\$292,102	19.88%
Rental Vehicle	\$86,886	\$262,677	\$230,244	-12.35%
Campus Sales Tax	\$74,312	\$1,410,629	\$1,919,048	36.04%
TDZ Sales Tax Increment	\$0	\$0	\$0	0%
Total YTD Tax Collections	\$1,899,910	\$7,946,786	\$9,457,937	19.02%

All numbers subject to change by CCA Auditors

15

15

TDZ Tax Redirect to MCC

Year	Total (Millions)
2018	\$27,641,400
2019	\$44,760,400
2020	\$36,360,100
2021	\$54,901,700
2022	\$54,901,700

All numbers subject to change by CCA Auditors

16

16

Net 3% Hotel Tax

Year	YTD Collections	Total Year Collections
Net 3% Hotel Tax FY20	\$1,752,876	\$27,385,195
Net 3% Hotel Tax FY21	\$1,059,192	\$18,590,888
Net 3% Hotel Tax FY22	\$4,426,758	\$49,964,692
Net 3% Hotel Tax FY23	\$5,266,831	\$5,266,831

All numbers subject to change by CCA Auditors

17

17

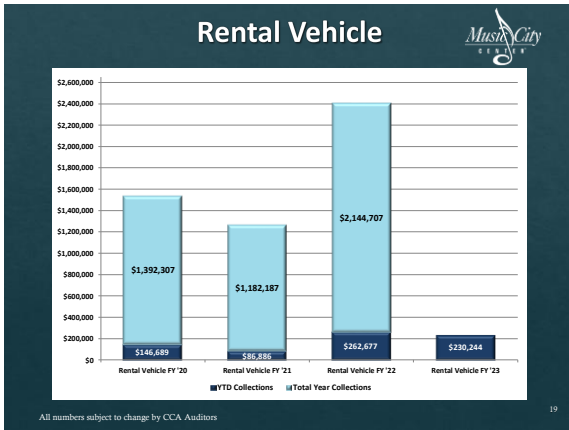
\$2 Room Tax

Year	YTD Collections	Total Year Collections
\$2.00 Room Tax FY20	\$1,542,238	\$11,371,912
\$2.00 Room Tax FY21	\$635,470	\$9,516,806
\$2.00 Room Tax FY22	\$1,603,070	\$16,757,636
\$2.00 Room Tax FY23	\$1,749,712	\$1,749,712

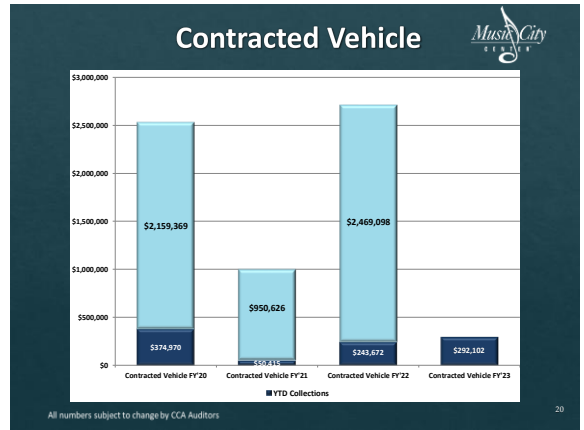
All numbers subject to change by CCA Auditors

18

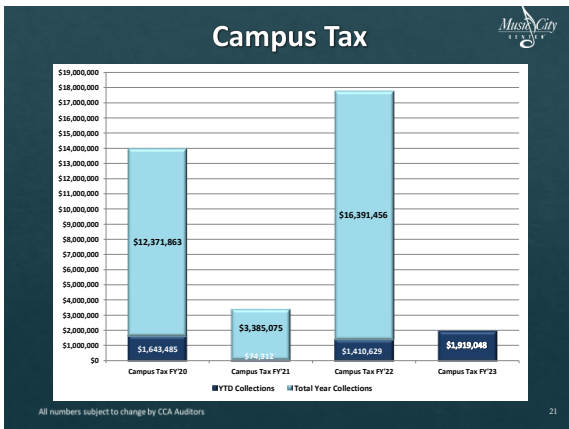
18



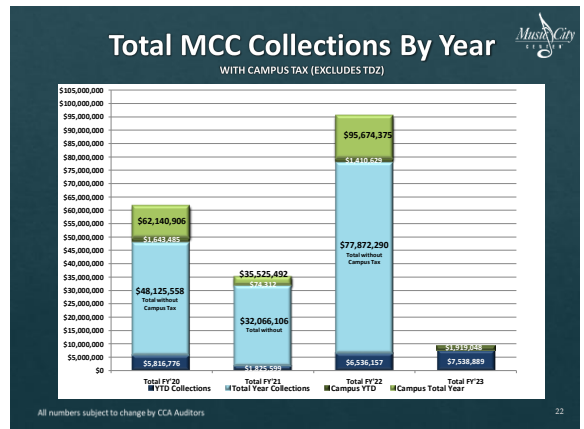
19



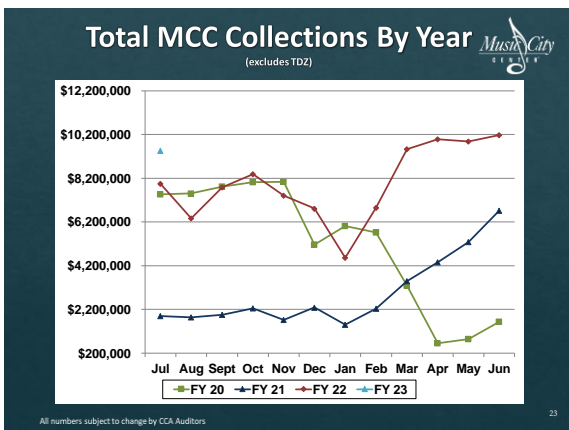
20



21



22



23

AUGUST EVENTS

- 10 Events
- 12,024 Attendees
- 21,710 Room Nights
- \$21,886,807 Direct Economic Impact

24



25



26