

MINUTES OF THE 123rd MEETING OF THE CONVENTION CENTER AUTHORITY OF THE METROPOLITAN GOVERNMENT OF NASHVILLE & DAVIDSON COUNTY

The 123rd meeting of the Convention Center Authority of the Metropolitan Government of Nashville and Davidson County (CCA) was held on November 2, 2023 at 9:00 a.m. in the Administrative Conference Room of the Administrative Offices at the Music City Center, Nashville, Tennessee.

AUTHORITY MEMBERS PRESENT: Norah Buikstra, Robert Davidson, Alfred Degrafinreid II, Tracy Hardin, Tre Hargett, Barrett Hobbs, David Lillard, Rachel Buckley (Designee for Jason Mumpower), Dee Patel, Seema Prasad, and Betsy Wills

AUTHORITY MEMBERS NOT PRESENT: Vonda McDaniel

OTHERS PRESENT: Charles Starks, Kelli Donahoe, Donna Gray, Brian Ivey, Heather Jensen, Elisa Putman, Jasmine Quattlebaum, Heidi Runion, Rachel Offutt, and Natasha Blackshear

Chair Norah Buikstra opened the meeting for business at 9:02 a.m. and stated that a quorum was present.

ACTION: Appeal of Decisions from the Convention Center Authority of the Metropolitan Government of Nashville and Davidson County – Pursuant to the provisions of § 2.68.030 of the Metropolitan Code of Laws, please take notice that decisions of the Convention Center Authority may be appealed if and to the extent applicable to the Chancery Court of Davidson County for review under a common law writ of certiorari. These appeals must be filed within sixty days after entry of a final decision by the Authority. Any person or other entity considering an appeal should consult with private legal counsel to ensure that any such appeals are timely and that all procedural requirements are met.

Chair Norah Buikstra read the Mission Statement of Music City Center (Attachment #1).

There were no public comment requests received for this meeting (Attachment #1).

ACTION: Alfred Degrafinreid II made a motion to approve the 122nd Meeting Minutes of October 5, 2023. The motion was seconded by Dee Patel and approved unanimously by the Authority.

The next regularly scheduled meeting is Thursday, December 7, 2023, at 9:00 am.

Charles Starks, Betsy Wills, and Jasmine Quattlebaum provided information on the RFP Call for Artist for Music City Center (Attachments #1 and #2), and there was discussion.

ACTION: Seema Prasad made a motion [i] accepting the recommendation of the evaluation committee and [ii] authorizing Charles Starks to negotiate and execute an

agreement with Tony Sobota to provide commissioned artwork commemorating the 10th anniversary of the Music City Center, on substantially the same terms as considered this day. The motion was seconded by Robert Davidson and approved unanimously by the Authority.

Charles Starks and Jasmine Quattlebaum provided a FY2024 1st Quarter DBE Update (Attachment #1), and there was discussion.

Charles Starks provided an Operations Update, and there was discussion.

Charles Starks provided an update on the monthly STR, LLC Hotel Statistics, tax revenues (Attachment #1), and there was discussion.

Charles Starks shared the ChargePoint video (Attachment #1), and there was discussion.

With no additional business, the Authority unanimously moved to adjourn at 9:47 a.m.

Respectfully submitted,



Charles L. Starks
President & CEO
Convention Center Authority

Approved:



Norah Buikstra, Chair
CCA 123rd Meeting Minutes
of November 2, 2023



November 2, 2023

Convention Center Authority

1

Appeal of Decisions

Appeal of Decisions from the Convention Center Authority— Pursuant to the provisions of § 2.68.030 of the Metropolitan Code of Laws, please take notice that decisions of the Convention Center Authority may be appealed if and to the extent applicable to the Chancery Court of Davidson County for review under a common law writ of certiorari. These appeals must be filed within sixty days after entry of a final decision by the Authority. Any person or other entity considering an appeal should consult with private legal counsel to ensure that any such appeals are timely and that all procedural requirements are met.

2

2

Music City Center Mission Statement

The mission of the Music City Center is to create significant economic benefit for the citizens of the greater Nashville region by attracting local and national events while focusing on community inclusion, sustainability and exceptional customer service delivered by our talented team members.

3

3

Happy Birthday!

Betsy Wills
November 11th

Tracy Hardin
November 13th

Alfred Degrafinreid II
November 20th

4

4

Public Comment Period

5

5

OPERATIONS UPDATE

6

6

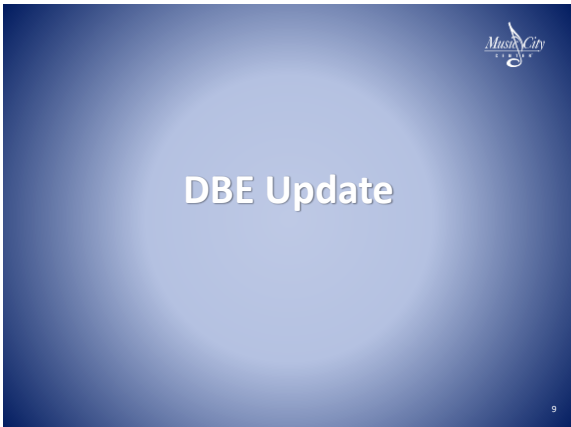


7



Acrylic Painting on Interlocking Panels
Selected Artist: Tony Sobota

8

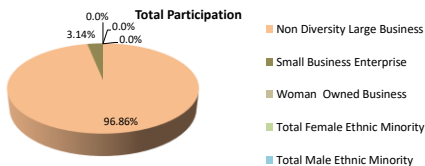


9

FY2024 1st Quarter DBE Reports

10

LMG FY2024 YTD DBE Participation Summary as of 9/30/2023



DBE PARTICIPATION SUMMARY: FY24 Goal 20%	% OF TOTAL	# OF COMPANIES
MINORITY OWNED BUSINESS	0%	0
WOMAN OWNED BUSINESS	0%	0
SMALL BUSINESS ENTERPRISE	3.14%	1
TOTAL	3.14%	1

11

11

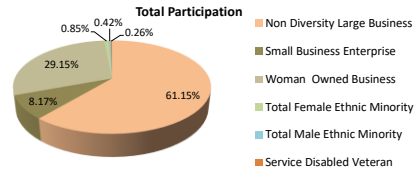
LMG FY2024 YTD DBE Participation Dollars Spent as of 9/30/2023

DBE Classification	DBE Dollars Spent:
Total Minority Owned	\$0 (0%)
Total Woman Owned	\$0 (0%)
Total Small Business	\$29,498 (3.14%)
Total DBE Participation	\$29,498 (3.14%)
Total Non-Diversity Business	\$908,566 (96.86%)

12

12

**Centerplate FY2024 YTD
DBE Participation Summary as of 9/30/2023**



DBE PARTICIPATION SUMMARY: FY24 Goal 25%	% OF TOTAL	# OF COMPANIES
MINORITY OWNED BUSINESS	1.27%	2
WOMAN OWNED BUSINESS	29.15%	6
SMALL BUSINESS ENTERPRISE	8.17%	4
SERVICE DISABLED VETERAN	0.26%	1
TOTAL	38.85%	13

13

13

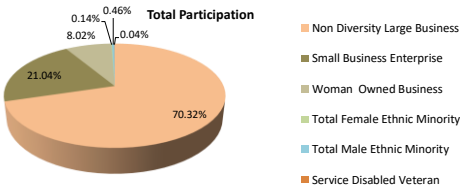
**Centerplate FY2024 YTD
DBE Participation Dollars Spent as of 9/30/2023**

DBE Classification	DBE Dollars Spent:
Ethnic Minority Male	
African American Owned	\$6,841 (0.42%)
Ethnic Minority Female	
African American Owned	\$13,972 (0.85%)
Hispanic Female Owned	\$0 (0%)
Total Minority Owned	\$20,813 (1.27%)
Total Woman Owned	\$476,729 (29.15%)
Total Small Business	\$133,621 (8.17%)
Total Service Disabled Veteran	\$4,256 (0.26%)
Total DBE Participation	\$635,420 (38.85%)
Total Non Diversity Business	\$1,000,245 (61.15%)

14

14

**Music City Center FY2024 YTD
DBE Participation Summary as of 9/30/2023**



DBE PARTICIPATION SUMMARY	% OF TOTAL	# OF COMPANIES
MINORITY OWNED BUSINESS	0.59%	7
WOMAN OWNED BUSINESS	8.02%	9
SMALL BUSINESS ENTERPRISE	21.04%	5
SERVICE DISABLED VETERAN	0.04%	1
TOTAL	29.68%	22

15

15

**Music City Center FY2024 YTD
DBE Participation Dollars Spent as of 9/30/2023**

DBE Classification	DBE Dollars Spent:
Ethnic Minority Male	
African American Owned	\$20,244 (0.46%)
Ethnic Minority Female	
African American Owned	\$6,000 (0.14%)
Hispanic Female Owned	\$0 (0%)
Total Minority Owned	\$26,244 (0.59%)
Total Woman Owned	\$355,122 (8.02%)
Total Small Business	\$932,106 (21.04%)
Total Service Disabled Veteran	\$1,607 (0.04%)
Total DBE Participation	\$1,315,077 (29.68%)
Total Non Diversity Business	\$3,115,150 (70.32%)

16

16

OMNI 2023 Local Participation

COMMITMENT TO LOCAL HIRING	JAN	FEB	MAR	APR	MAY	JUN	JUL	AUG	SEP	OCT	NOV	DEC
Total FTEs Goal: 300	391	406	405	424	414	417	441	437				
# FTEs (40 hours) Residents of Nashville Metropolitan Statistical Area Goal: 250	381	400	392	422	406	405	429	425				
# FTEs (40 hours) Residents of Davidson County Goal: 200	278	287	284	299	286	294	316	312				

OMNI 2023 DBE Participation

SUPPLY AND SERVICE EXPENDITURE COMMITMENT	JAN	FEB	MAR	APR	MAY	JUN	JUL	AUG	SEP	OCT	NOV	DEC	2023 Total
Nashville Metropolitan Statistical Area Businesses Goal: \$190,000/yr.	\$119,636	\$140,703	\$120,703	\$114,253	\$122,608	\$68,964	\$87,988	\$125,154					\$900,009
Small, minority and women owned businesses enterprises Goal: \$50,000/yr.	\$47,547	\$39,375	\$37,252	\$30,369	\$42,025	\$24,954	\$13,577	\$47,621					\$169,682

17

17

PAST DBE EVENT

18

18

UPCOMING DBE EVENT

You're Invited...

Purchasing/ DBE
Appreciation
Breakfast

Friday, December 15, 2023
Karl F. Dean Ballroom A1

Join the Music City Center Purchasing/DBE team for the annual appreciation breakfast. Come celebrate the success of the past year and explore the opportunities of the coming year. Be sure to bring business cards!

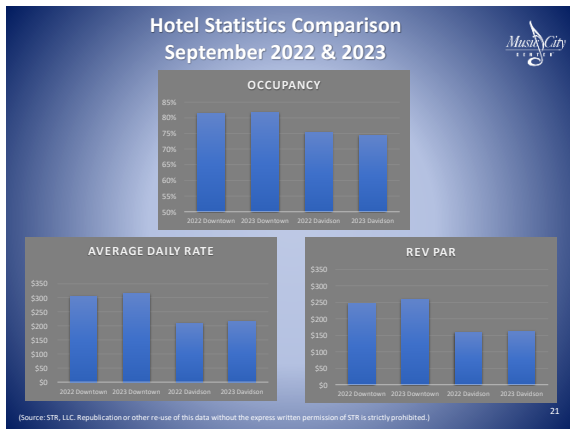
RSVP by December 8, 2023
<https://2023AppreciationBreakfast.eventbrite.com>

19

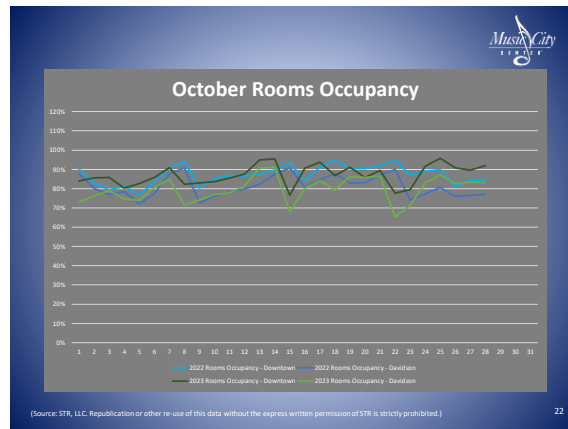
UPCOMING DBE EVENT

FEBRUARY 8, 2024

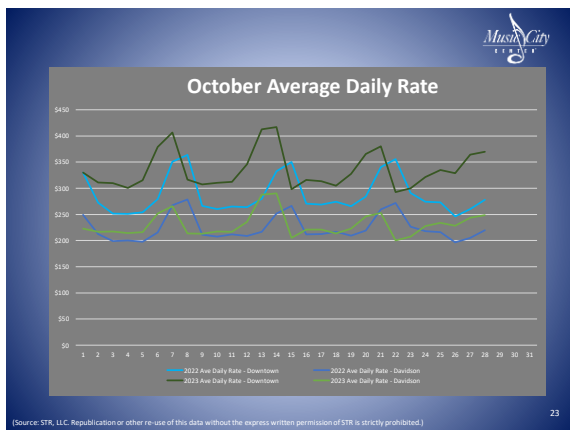
20



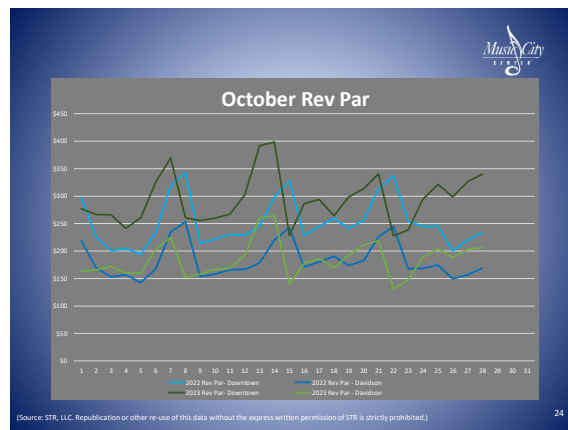
21



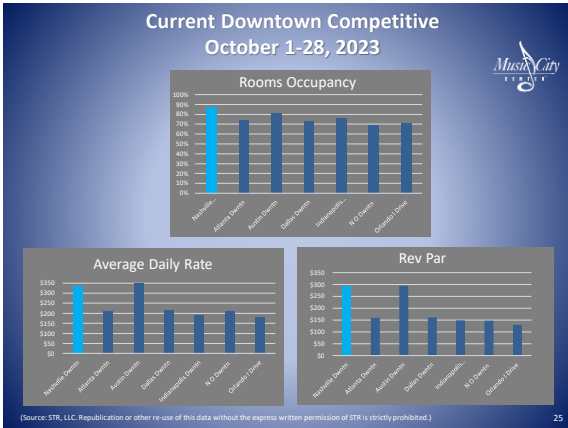
22



23



24



25

TOURISM TAX COLLECTIONS

26

MCC/Tourism Tax Collections thru August 2023 (excludes TDZ)

	2/5 of 5% Occupancy Tax	Net 1% Occupancy Tax	\$2 Room Tax	Contracted Vehicle Tax	Rental Vehicle Tax	Campus Sales Tax	Total	Variance to FY 23-24
July	\$4,571,542	\$2,078,955	\$1,965,213	\$312,764	\$238,058	\$1,830,271	\$10,996,803	16.27%
August	\$3,458,398	\$1,560,073	\$1,664,635	\$322,710	\$232,910	\$1,799,085	\$9,037,810	3.07%
September						\$0	\$0	0%
October						\$0	\$0	0%
November						\$0	\$0	0%
December						\$0	\$0	0%
January						\$0	\$0	0%
February						\$0	\$0	0%
March						\$0	\$0	0%
April						\$0	\$0	0%
May						\$0	\$0	0%
June						\$0	\$0	0%
YTD Total	\$8,029,939	\$3,639,028	\$3,629,848	\$635,474	\$470,968	\$3,629,355	\$20,034,613	9.92%

All numbers subject to change by CCA Auditors

27

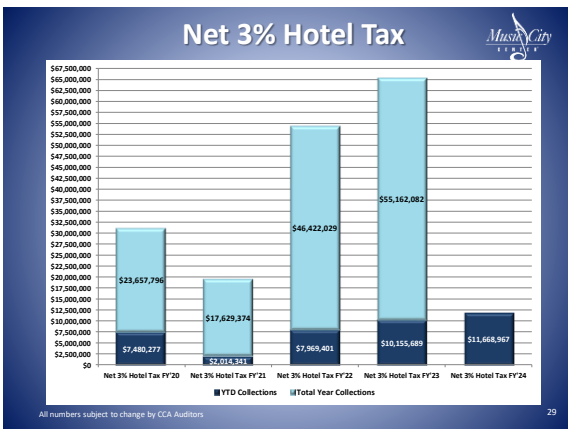
MCC/Tourism Tax Collections

	FY2022	FY2023	FY2024	Variance
2/5 of 5% Occupancy Tax	\$2,433,545	\$3,348,972	\$3,458,398	3.27%
Net 1% Occupancy Tax	\$1,109,118	\$1,539,886	\$1,560,073	1.31%
\$2 Room Tax	\$1,291,580	\$1,627,891	\$1,664,635	2.26%
Contracted Vehicle	\$148,594	\$289,222	\$322,710	11.58%
Rental Vehicle	\$182,129	\$226,297	\$232,910	2.92%
Campus Sales Tax	\$1,195,069	\$1,736,424	\$1,799,085	3.61%
TDZ Sales Tax Increment	\$0	\$0	\$0	0.00%
Total Tax Collections	\$6,360,435	\$8,768,691	\$9,037,810	3.07%

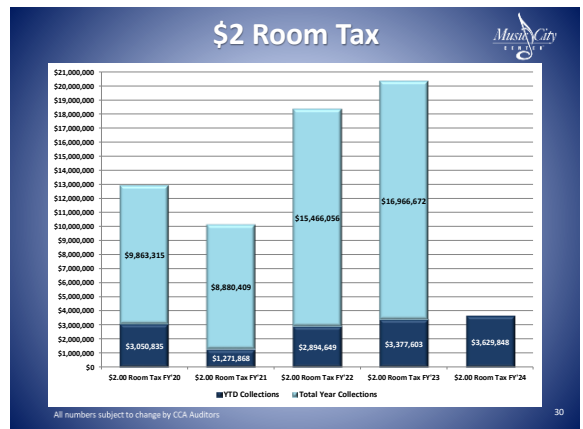
	FY2022	FY2023	FY2024	Variance
2/5 of 5% Occupancy Tax	\$5,472,111	\$6,375,645	\$8,029,939	15.11%
Net 1% Occupancy Tax	\$2,497,290	\$3,180,043	\$3,639,028	14.43%
\$2 Room Tax	\$2,894,649	\$3,377,603	\$3,629,848	7.47%
Contracted Vehicle	\$392,666	\$581,324	\$635,474	9.31%
Rental Vehicle	\$444,806	\$456,541	\$470,968	3.16%
Campus Sales Tax	\$2,605,698	\$3,655,472	\$3,629,355	-0.71%
TDZ Sales Tax Increment	\$0	\$0	\$0	0.00%
Total YTD Tax Collections	\$14,307,221	\$18,226,629	\$20,034,613	9.92%

All numbers subject to change by CCA Auditors

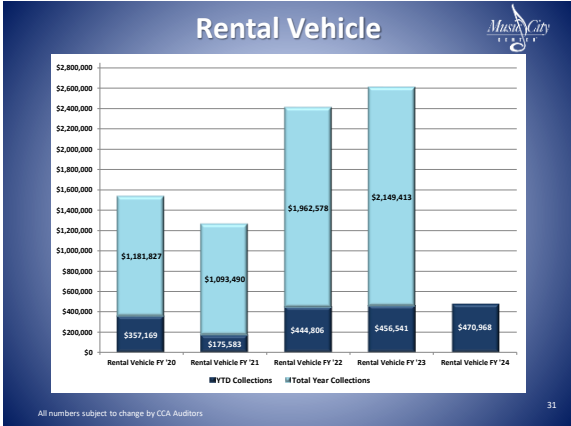
28



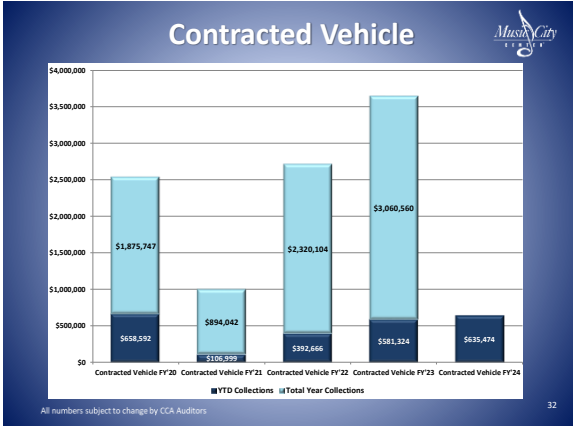
29



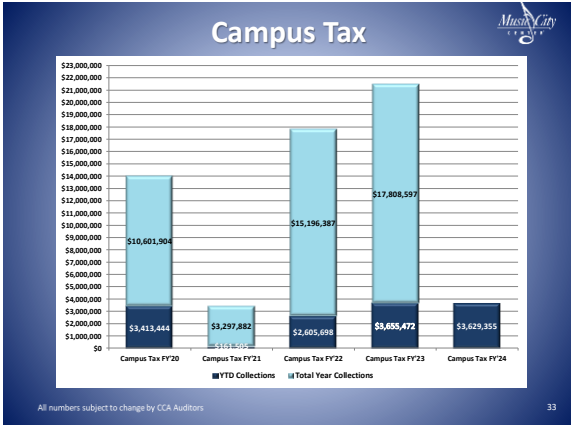
30



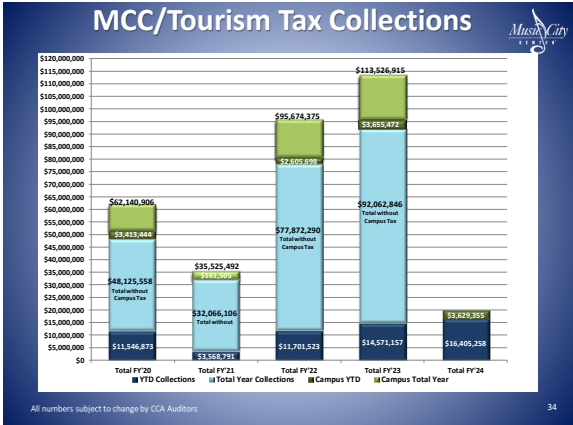
31



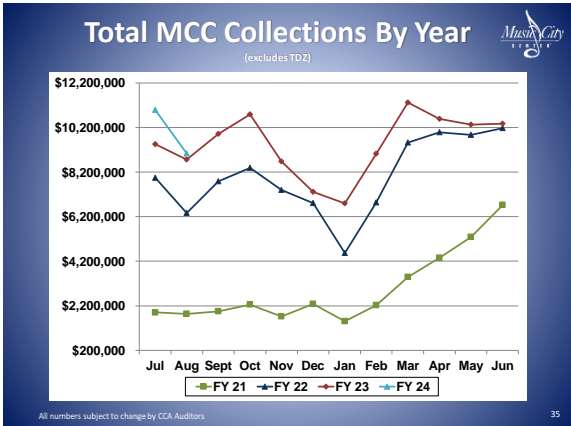
32




33



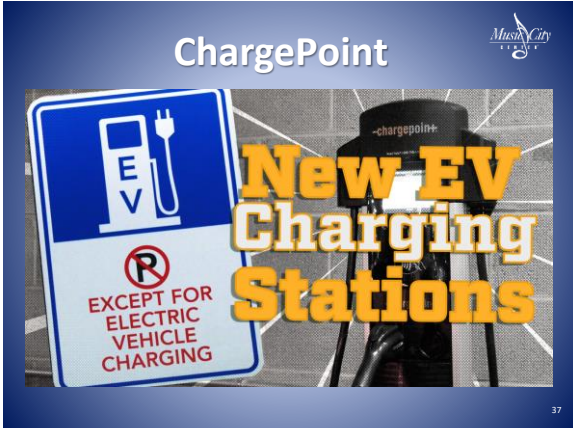
34



35



36



37



November 2, 2023

Convention Center Authority

38



RFP Intent to Award Summary Sheet for the Music City Center

RFP:

Call for Artist for Music City Center

Selected Artist:

Tony Sobota

Compensation and Cost:

\$23,500

Term:

N/A

DBE participation:

N/A

Submittals by other Artists:

Reza Filsoofi
James Threalkill
Jan Hattleburg
Jessica Eichman
Jodi Hays
Kelly Williams
LeAndra Crystal
Tony Sobota
Xavier Payne